



**Mapping Investments in FATA
aligned with PCNA
2010 - 2013
Governance Support Project
EDG Conference 2014**

Ahmed Ali PCNA Implementation Support Unit
P&D Department FATA Secretariat



PCNA Background

2

- In 2009 Government of Pakistan initiated Post Crisis Needs Assessment (PCNA)
- To curb militancy and restore writ of state for the Federally Administered Tribal Areas and the province of Khyber Pakhtunkhwa
- Supported by the Asian Development Bank, European Union (EU), United Nations Development Program (UNDP) and The World Bank
- Most comprehensive PCNA in the world

Background & Purpose

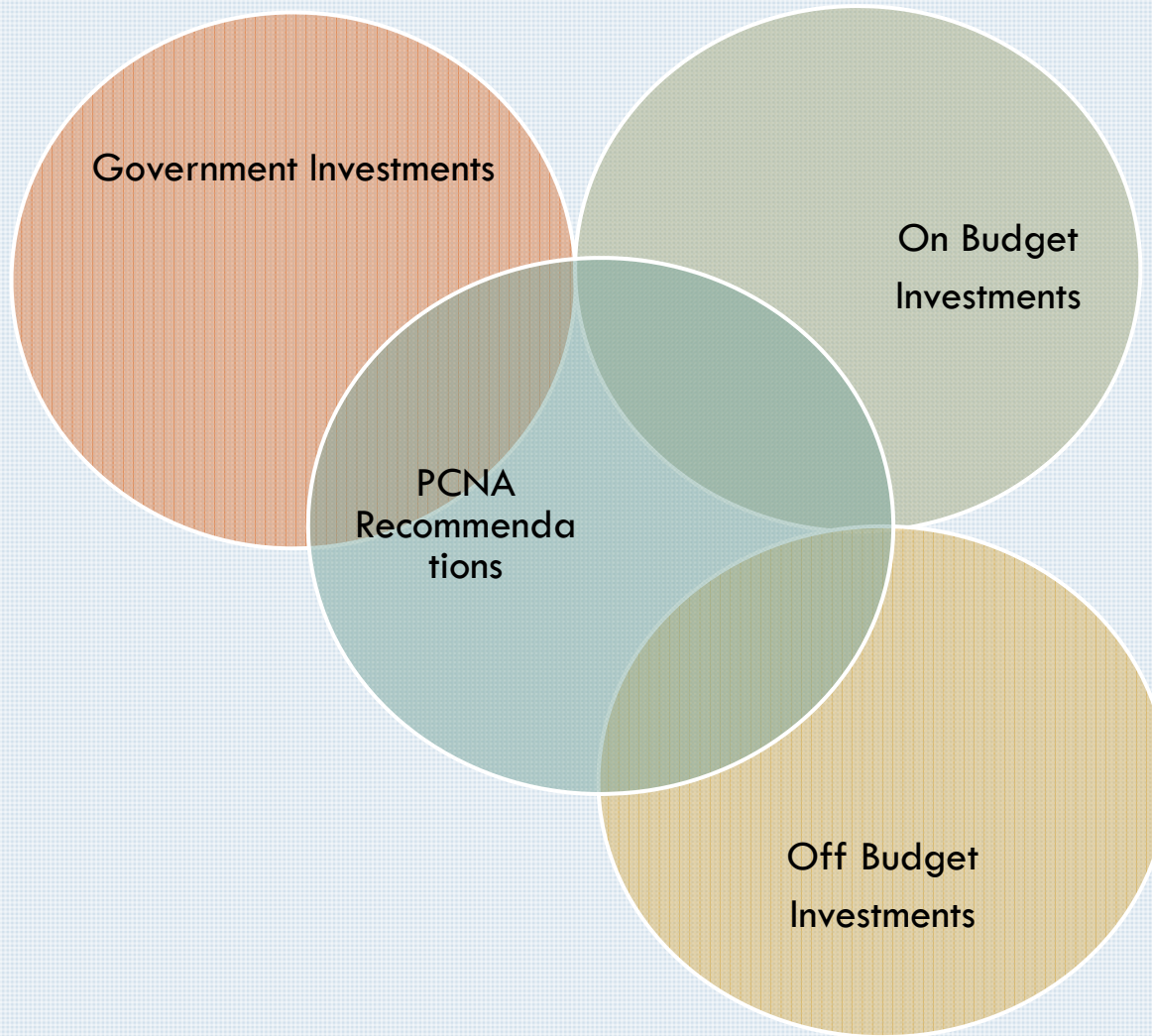
3

- PCNA adopted as “Peace Building Strategy” by the Government of Pakistan in October 2010.
- MDTF established to coordinate and provide secretarial services to PCNA Operationalization
- Respective PCNA Implementation Support Unit established
- Objectives envisaged for PCNA Investment mapping
 - Comparing recommendations vis-a-vis investment
 - Identification of Gaps to realign investment priorities
 - Findings to be fed in to 10 Years Governance Plan
 - Help determine a future road map



Mapping – Identification of Alignment

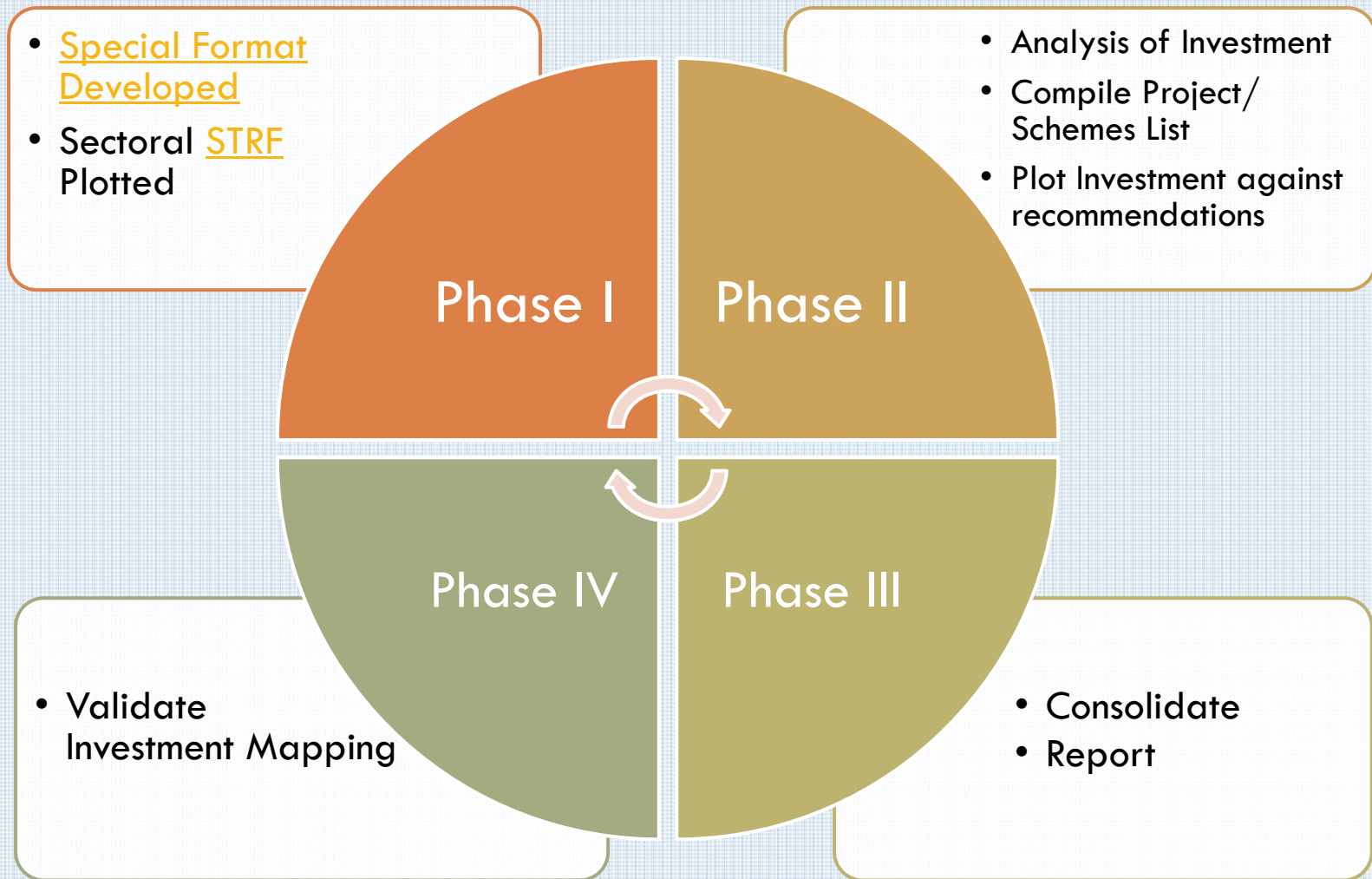
4





Mapping Process – Overview

5



PCNA Sectoral Summary

6

USD Million US\$ 1 = PKR 90

S #	Areas of Intervention	PCNA Aggregative Investments	FATA Share (Segregated in PCNA)	No Segregation Available in PCNA (35% Taken)	Total FATA Share
		1	2	3	4 = 2 + 3
1	Governance	75.000		24.553	24.553
2	Rule of Law	70.000		24.500	24.500
3	Agriculture & Natural Resources	635.000	237.100		237.100
4	Non Farm Economic Development	160.000		56.595	56.595
5	Eduation	17.000		5.784	5.784
6	Infrastructure	1,302.000	972.466		972.466
7	Health	34.000	18.383		18.383
8	Social Protection	436.000		152.668	152.668
9	Strategic Communication	31.000	14.140		14.140
	Totals	2,760.000	1,242.089	264.099	1,506.188



Governance Sector - Priority areas

7

- Citizen Rights & Transparency in FATA
- Demand Driven and Participatory Local Government
- Enhance the Capacity of Public Administration system
- Development of effective anti corruption mechanism
- Effective development of Civil Society
- Parliamentary Oversight

Governance Sector – Findings & Gaps

Sector Profile

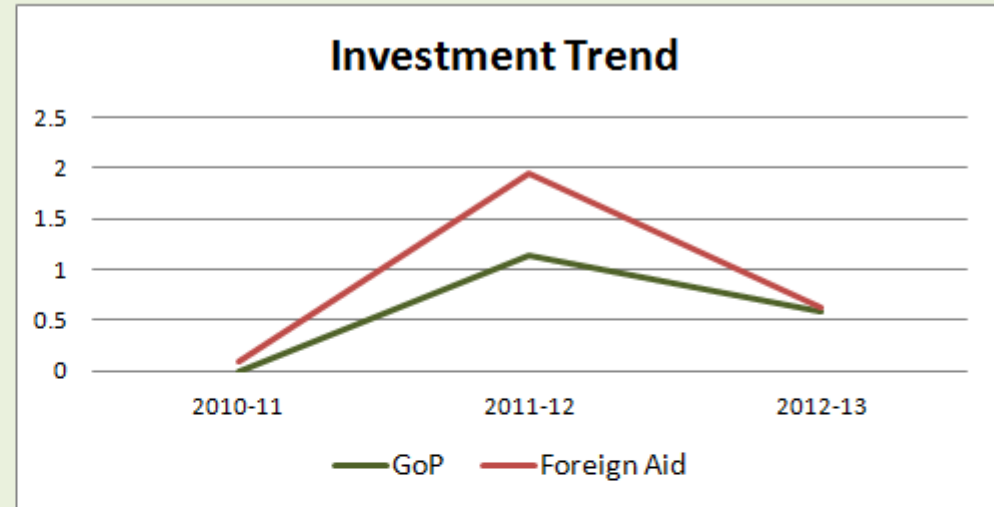
Governance

SUMMARY

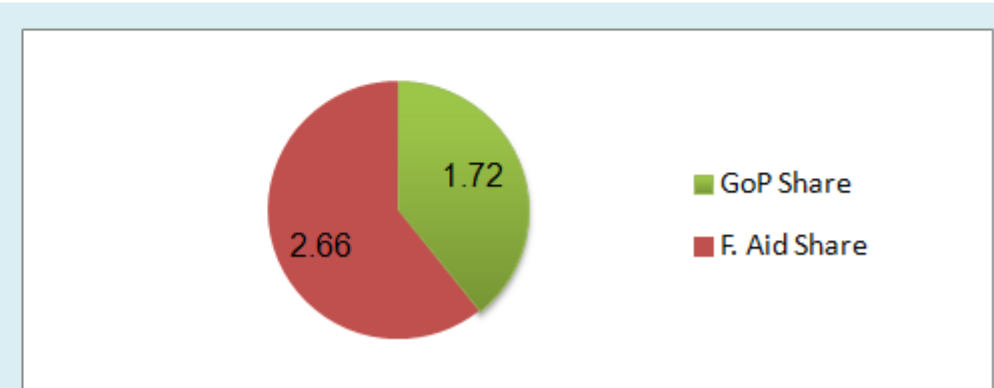
2010 - 2013

PCNA RECOMMENDED Allocation	24.55	USD M
ACTUAL investment	4.38	USD M
	17.8%	% of recommended
SHORTFALL	20.18	USD M
	82.2%	% of recommended

Investment TREND



Investment by PARTNERS



- Investment in total 4 activities out of 72
- 3 activities out of 4 funded by the donors
- 23 activities catered for without any investment through policy interventions**

Rule of Law - Priority areas

9

- Judicial Reforms
- Strengthening of Law Enforcement Agencies
- Stemming Illicit Economy and promoting Investment
- Legal Cover for Military operations
- Capacity Building of Justice sector organizations
- State & Civil Society Engagement

Rule of Law – Findings & Gaps

Sector Profile

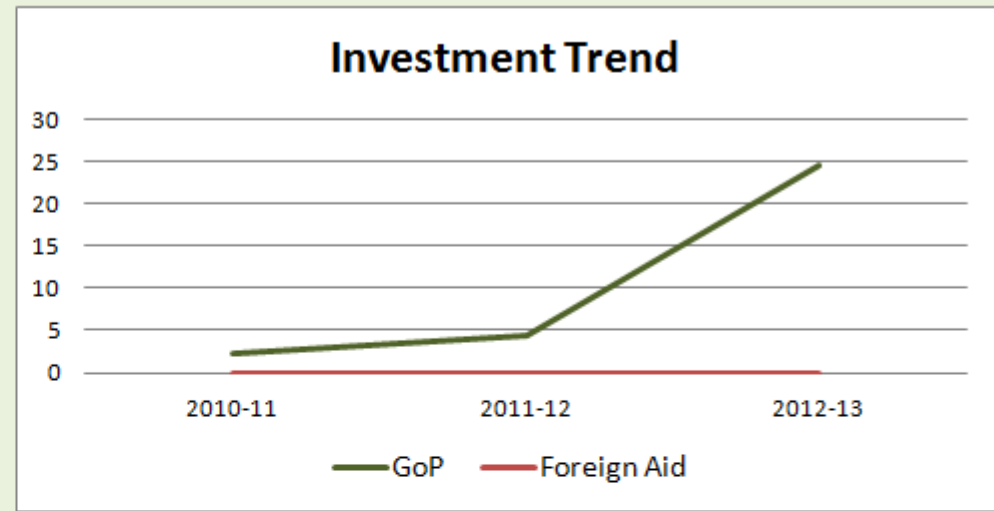
Rule of Law

SUMMARY

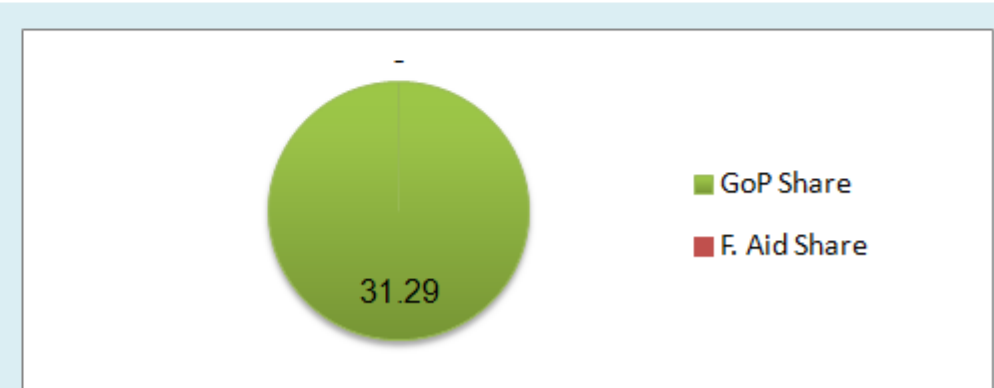
2010 - 2013

PCNA RECOMMENDED Allocation	24.50	USD M
ACTUAL investment	31.29	USD M
	127.7%	% of recommended
SHORTFALL	(6.79)	USD M
	-27.7%	% of recommended

Investment TREND



Investment by PARTNERS



- Investment made in only 1 activity out of 133
- Investment focused on “enhancement of Human, organizational and technical capacities of the Law Enforcement Agencies”

Natural Resource Based Sectors - Priority areas

11

- ❑ Short-Term Restoration of Agricultural Production
- ❑ Enhanced/Commercial Agriculture Production
- ❑ Strengthen Agriculture based livelihoods
- ❑ Enhanced Subsistence Agriculture
- ❑ Restoration of Government Facilities and Improved Service Delivery
- ❑ Involving People
- ❑ Skill Development
- ❑ Improved support services
- ❑ Gender Considerations
- ❑ Policy Reforms

Natural Resource Based Sectors – Findings & Gaps

Sector Profile

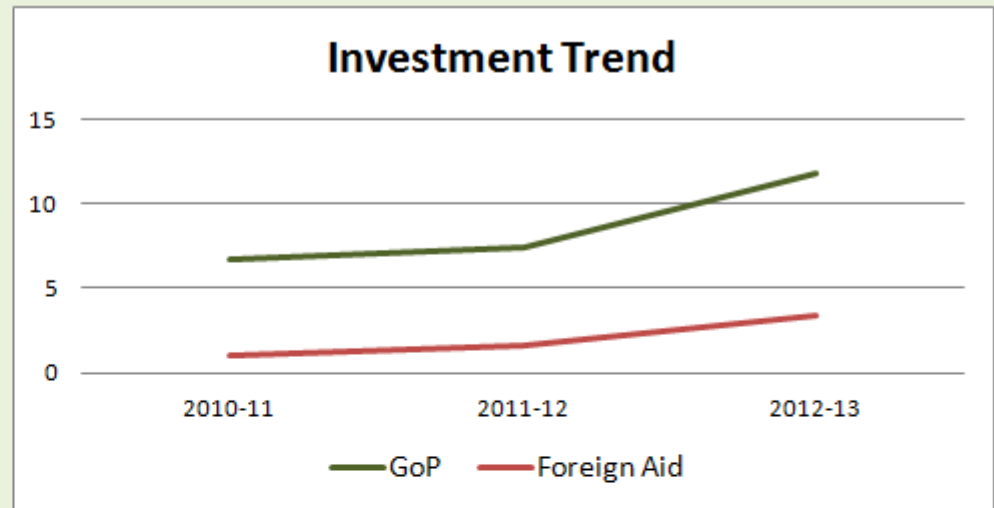
NRM

SUMMARY

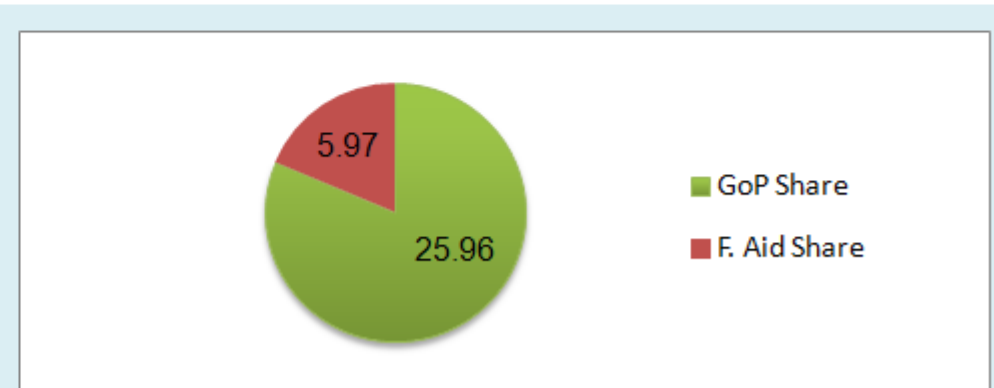
2010 - 2013

PCNA RECOMMENDED Allocation	239.10	USD M
ACTUAL investment	31.93	USD M
	13.4%	% of recommended
SHORTFALL	207.17	USD M
	86.6%	% of recommended

Investment **TREND**



Investment by **PARTNERS**



- Investment made in total 13 activities out of 15
- Priority activities neglected are
 - Baseline assessments in FATA
 - Rehabilitation of fisheries

Natural Resource Based Sectors– Government Priority Interventions

13

S #	Priority Intervention	Total Cost (Million)		Executing Agency
		US\$	PKR	
1	Value Chain and Value Addition in fruits & vegetables in FATA.	5.56	500	Agriculture Directorate
2	Establishment of Model fruit orchards with effecient irrigation techniques in Zarmalin plain SWA	1.09	98	
3	Promotion of tunnel farming in FATA.	3.33	300	
4	Establishment of Fruit & vegetable Market in Khyber Agency	3.33	300	
5	Establishment of seed/cum demonstration Farm in FATA	2.22	200	
6	Enhancement of Agriculture Productivity through Terrace Farming in FATA.	22.22	2000	
7	Enhancing production of drought resistant crop in rainfed area of FATA	11.11	1000	
8	Promotion of olive cultivation in FATA	2.22	200	

Natural Resource Based Sectors – Government Priority Interventions

14

S #	Priority Intervention	Total Cost (Million)		Executing Agency
		US\$	PKR	
9	Strengthening of irrigation directorate and its allied divisions in FATA	0.11	10	Irrigation Directorate
10	Rehabilitation & improvement of on farm water management in Kurram Agency	2.94	265	
11	Institutional mapping of livestock facilities in FATA	0.06	5	Livestock & Dairy Development
12	Strengthening of Forestry sector through establishment of GIS Lab	0.11	10	Forestry

Non Farm Economic Development - Priority areas

15

- ❑ Short Term Restoration and Up gradation of Firms
- ❑ Support to Access Financial services
- ❑ Investment Sources
- ❑ Promotion of Institutional Mechanisms for Private Sector Development
- ❑ Availing Opportunities to unlock potential at Sectoral Levels
- ❑ Promotion of Information Communication Technology
- ❑ Specific Measures to Support Employment of Women
- ❑ Labor Policies and Programs

Non Farm Economic Development – Findings & Gaps

Sector Profile

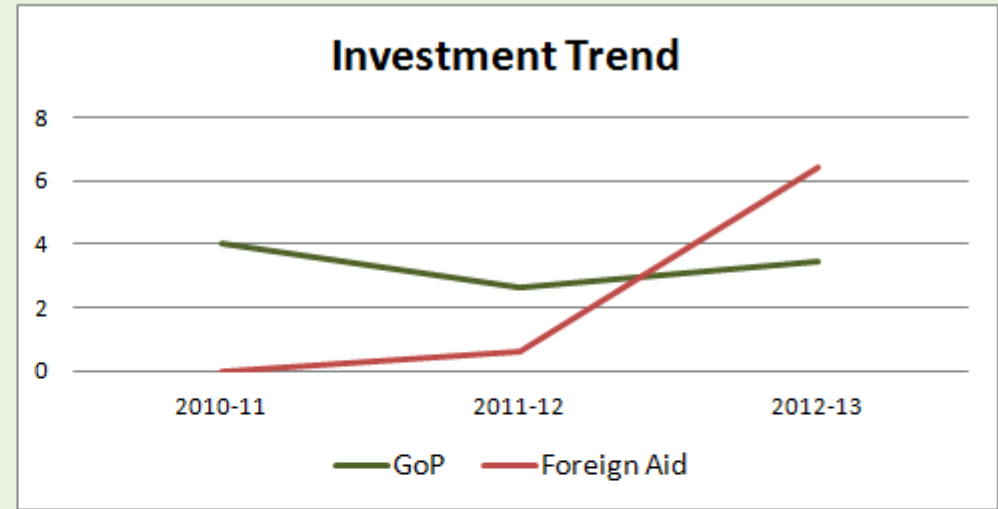
Non Farm

SUMMARY

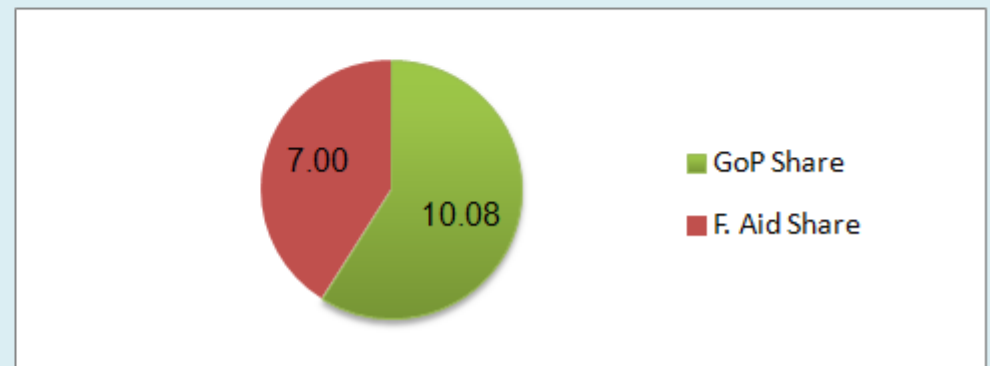
2010 - 2013

PCNA RECOMMENDED Allocation	56.60	USD M
ACTUAL investment	17.08	USD M
	30.2%	% of recommended
SHORTFALL	39.51	USD M
	69.8%	% of recommended

Investment TREND



Investment by PARTNERS



- Investment made in only 4 activities out of 32
- GoP invested in 4 activities while only 1 activity covered by the donor

Non Farm Economic Development – Government Priority Interventions

17

S #	Priority Intervention	Total Cost (Millions)		Executing Agency
		US\$	PKR	
1	Development of Infrastructure in Mineral Bearing Areas of FATA	29.11	2,620	FATA Development Authority
2	Enhancing the Employment Opportunities for FATA Youth (Trainings)	2.32	1,109	
3	Mechanized Marble Mining in FATA (Up gradation Grants)	3.33	1,200	

Infrastructure Sector - Priority areas

18

- To bring FATA residents at par with the other developed areas in the region by providing following
 - Electricity
 - ▣ Expansion of Electricity/LPG Supply
 - ▣ Grievance Redressal
 - ▣ Power Generation & Support to Industry
 - Transport
 - ▣ Restore/Expand Infrastructure
 - ▣ Implementation Arrangements
 - Water & Sanitation (WATSAN)
 - ▣ Identification of Interventions
 - ▣ Participatory Development
 - Employment Generation

Infrastructure Sector – Findings & Gaps

Sector Profile

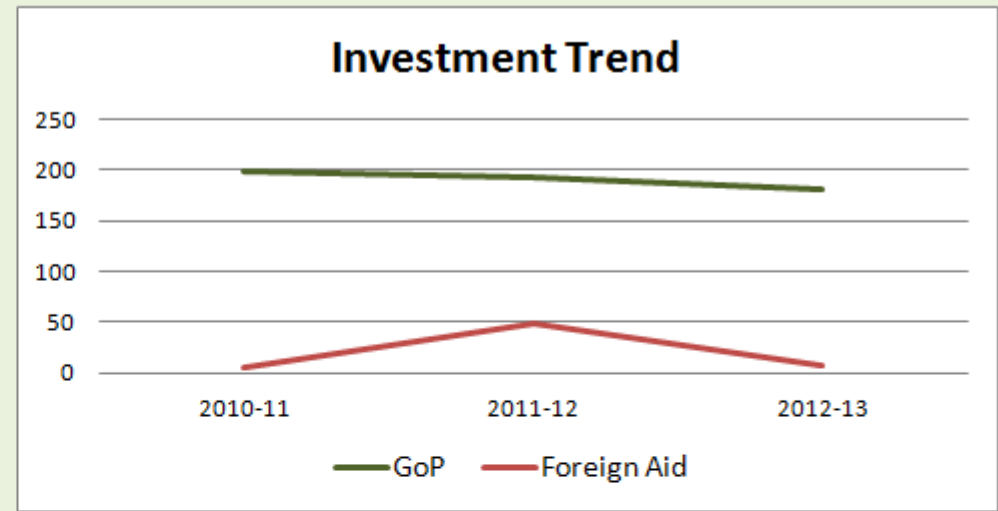
Infrastructure

SUMMARY

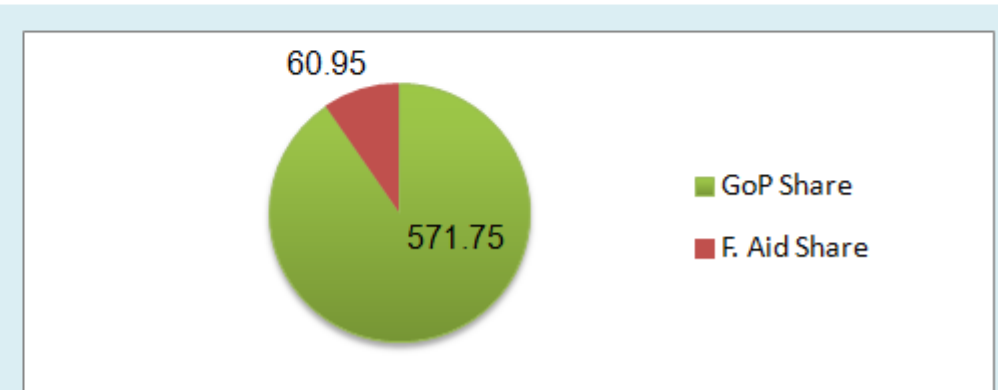
2010 - 2013

PCNA RECOMMENDED Allocation	972.47	USD M
ACTUAL investment	632.71	USD M
	65.1%	% of recommended
SHORTFALL	339.76	USD M
	34.9%	% of recommended

Investment TREND



Investment by PARTNERS



- Investment made in only 13 activities out of 52

Health Sector - Priority areas

21

- Civil Society Engagement
- Security provision
- Health facilities restoration
- Improved quality of health care
- Health Communication
- Increased demand for services
- Institutional strengthening
- Targeted employment of youth
- Training and skills development
- Use of Non-state Partners to deliver essential Health care
- Gender Analyses of health sector
- Provision of psychosocial care and support

Health Sector – Findings & Gaps

Sector Profile

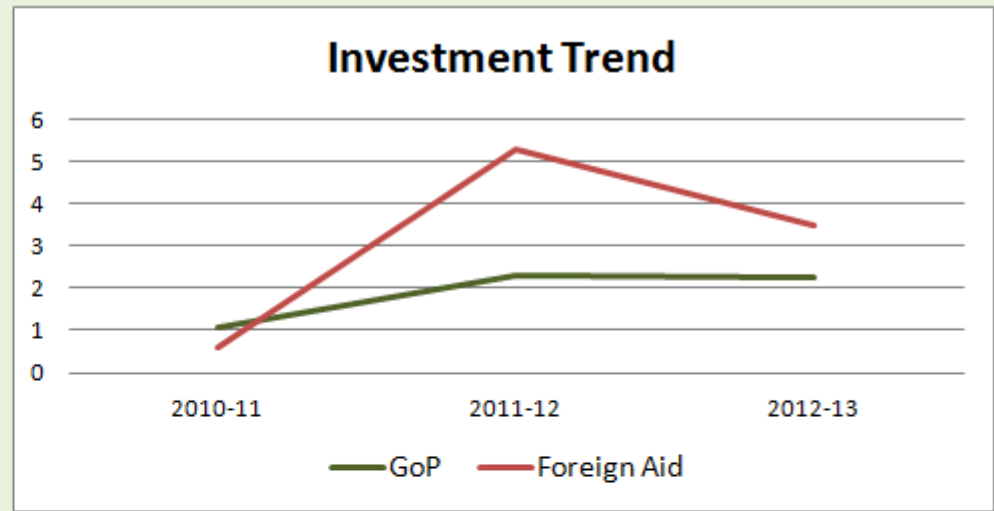
Health

SUMMARY

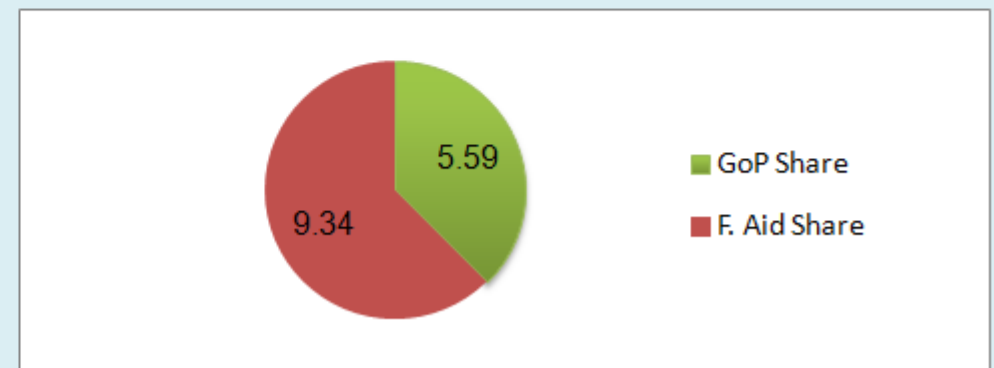
2010 - 2013

PCNA RECOMMENDED Allocation	18.38	USD M
ACTUAL investment	14.93	USD M
	81.2%	% of recommended
SHORTFALL	3.45	USD M
	18.8%	% of recommended

Investment TREND



Investment by PARTNERS



- Investment in only **9 activities** out of **29**, concentrated around
 - Trainings for Tribal Family Birth attendants
 - R&R of damaged health facilities
 - Health messages and media campaign
 - Service provision/promotion of health facilities

Social Protection - Priority areas

24

- Cash/In-kind transfers
- Targeting most vulnerable
- Social cohesion through joint projects
- Disaster risk reduction
- Skills development
- Public works programmes
- Psycho-social support

Social Protection – Findings & Gaps

Sector Profile

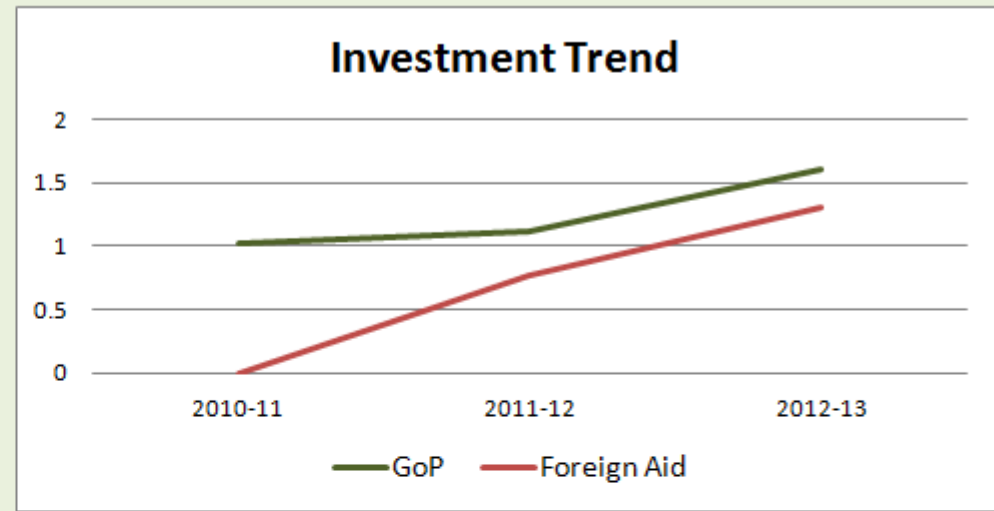
Social Protection

SUMMARY

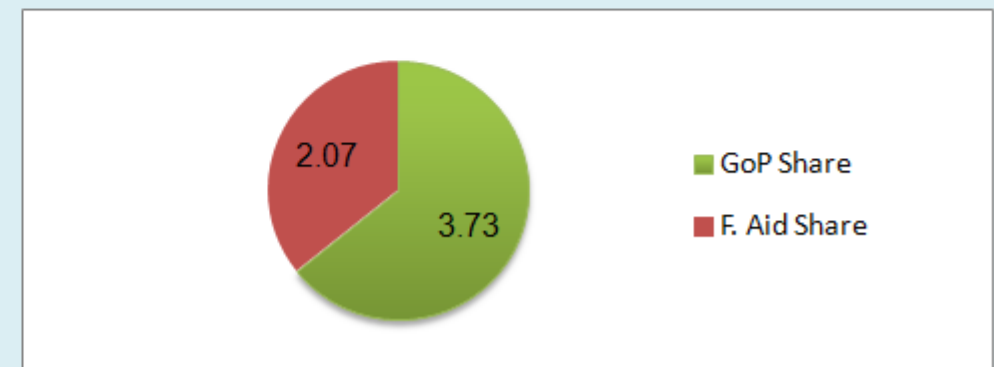
2010 - 2013

PCNA RECOMMENDED Allocation	152.67	USD M
ACTUAL investment	5.81	USD M
	3.8%	% of recommended
SHORTFALL	146.86	USD M
	96.2%	% of recommended

Investment TREND



Investment by PARTNERS



- Investment in only 5 activities out of 8, concentrated around
 - Government sponsored public works
 - Socio-economic community works
 - Skills Training
 - Provision of social care service to victims of conflict
 - Community Mobilization and Empowerment

Education Sector- Priority areas

26

- Universal basic literacy and numeracy
- Improved education system
- School system oversight
- Education to impart practical skills
- Women's skills development
- Provision of marketable skills to young people
- Curriculum development and management of peace building
- Teacher sensitization and training for peace-building
- Raising public awareness of human values and peace
- Madrassa reform and peace-oriented religious education

Education Sector – Findings & Gaps

Sector Profile

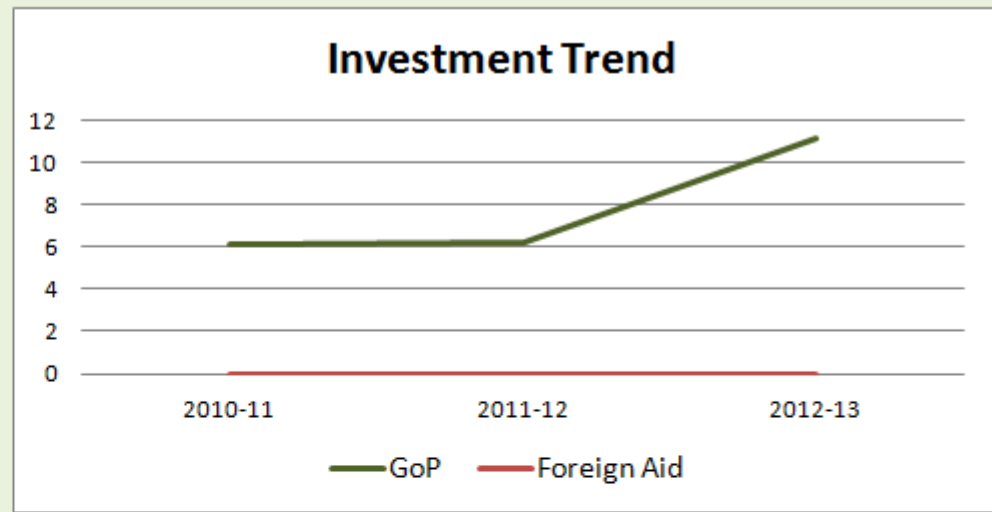
Education

SUMMARY

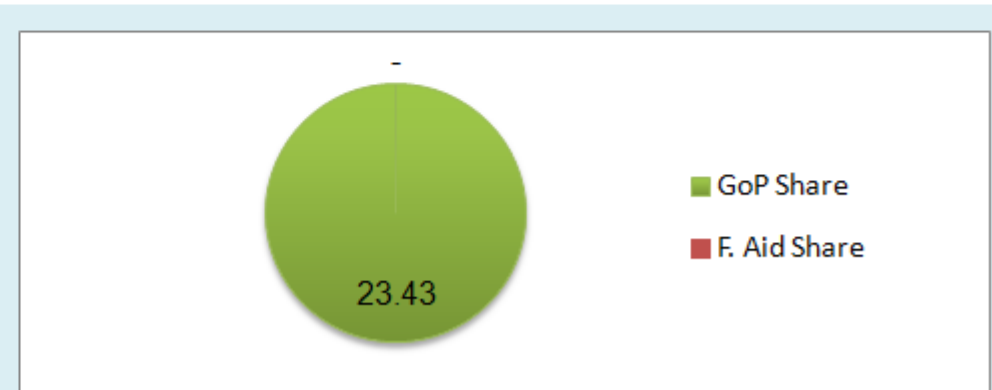
2010 - 2013

PCNA RECOMMENDED Allocation	5.78	USD M
ACTUAL investment	23.43	USD M
	405.4%	% of recommended
SHORTFALL	(17.65)	USD M
	-305.4%	% of recommended

Investment **TREND**



Investment by **PARTNERS**



- Investment in only 12 activities out of 100
- Concentrated funding around
 - Support to NCHD/adult literacy
 - Reconstruction/rehab of damaged schools etc
 - NFE providers' capacity enhancement
 - Financial support to needy students
 - EMIS and TVET

Strategic Communication- Priority areas

28

- Government-led counter- radicalization and reconciliation campaigns
- Public information/awareness campaign about programmatic areas
- Citizen-state dialogue on programmatic areas
- Enabling CSOs to facilitate public dialogue: Civil Society Capacity Fund (CSCF)
- Management structure for Strategic Communication interventions
- Strengthening the public information and outreach function of the Government in FATA
- Strengthening the professional and institutional capacity of media
- Integration of independent media monitoring in the M&E framework

Strategic Communication – Findings & Gaps

Sector Profile

Strategic Communication

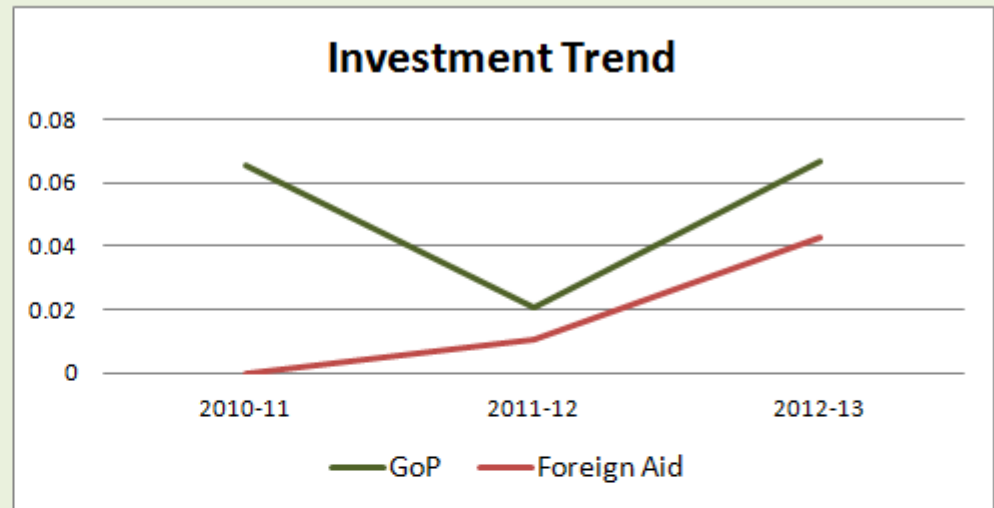
SUMMARY

2010 - 2013

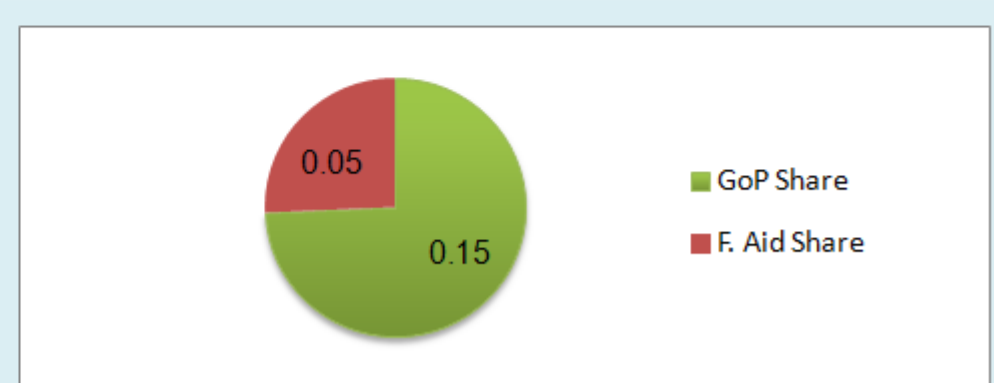
PCNA RECOMMENDED Allocation	14.14	USD M
ACTUAL investment	0.21	USD M
	1.5%	% of recommended
SHORTFALL	13.93	USD M
	98.5%	% of recommended

- Investment in total 6 activities out of 56

Investment **TREND**



Investment by **PARTNERS**



Consolidated Sectoral Investment Gaps

30

USD Million US\$ 1 = PKR 90

S #	Areas of Intervention	FATA Share	Investment Made 2010-13	Investment Shortfall	Funded Activities	Unfunded Activities
1	Governance	24.553	4.377	20.176	4	68
2	Rule of Law	24.500	31.288	(6.788)	1	132
3	Agriculture & Natural Resources	237.100	31.934	205.166	13	2
4	Non Farm Economic	56.595	17.090	39.505	4	28
5	Eduation	5.784	23.427	(17.644)	12	88
6	Infrastructure	972.466	632.7	339.756	13	39
7	Health	18.383	14.929	3.454	9	20
8	Social Protection	152.668	5.806	146.862	5	3
9	Strategic Communication	14.140	0.206	13.934	6	50
	Totals	1,506.188	761.766	768.853	67	430

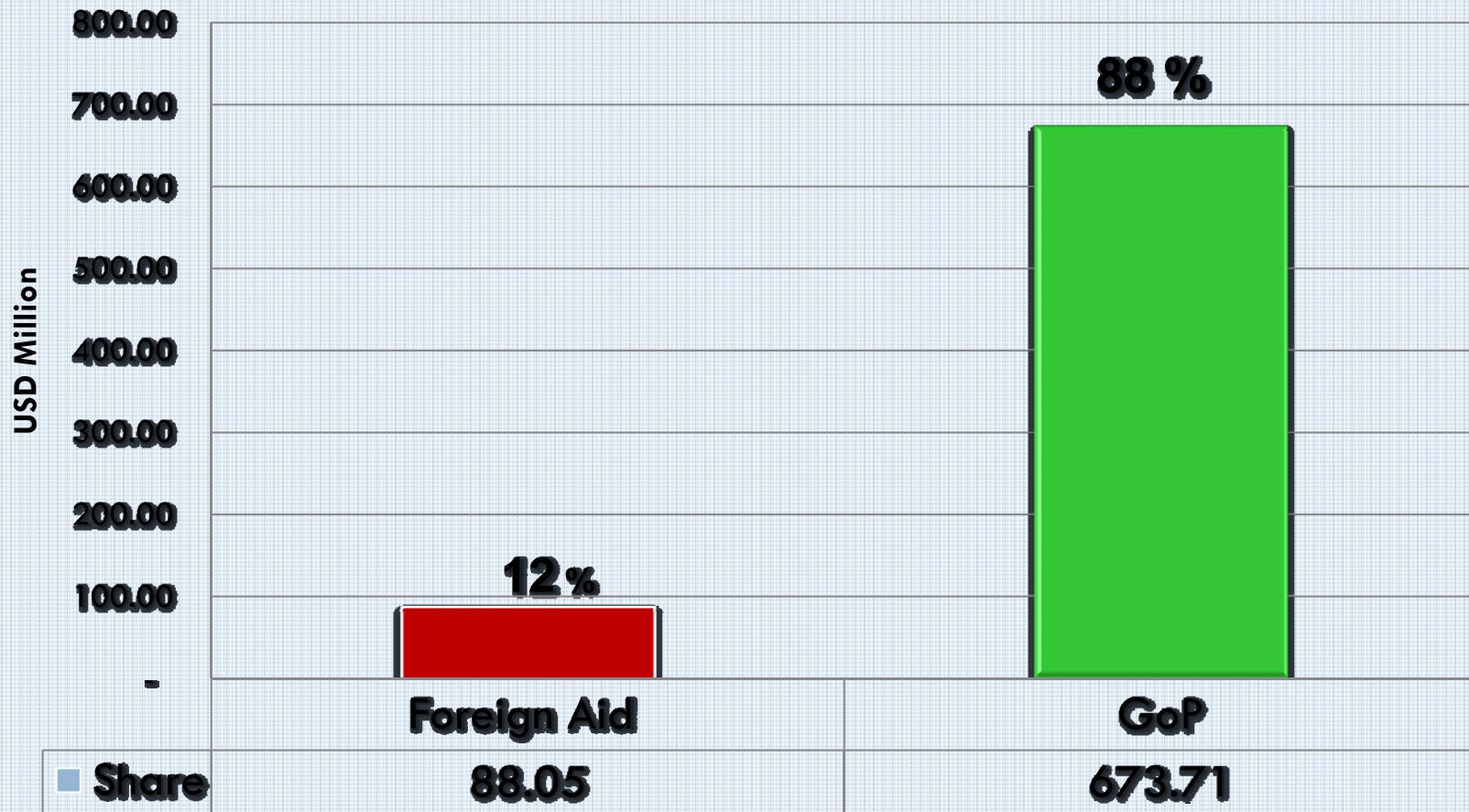
Investment against Recommendations (FATA) : 49 %

Total Investment Shortfall : 51 %



Percentage share in Investments – GoP & Donors

31



Way Forward

32

- Alignment of all future investment by GoP or Partners in FATA with PCNA.
- Engagement of donors in sectoral priority
- 10 Year Governance Plan
- Diversification of Investment Portfolio
- Continuation of existing funding streams
- Improve coordination and information sharing among Government, Donors and Implementing Partners

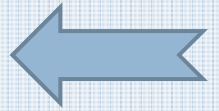


Way Forward ... continued

33

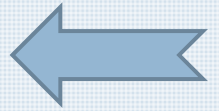
- Adopt an integrated approach towards sectors like social protection, education and non farm economic development rather than focusing on standalone activities
- 10 Year Governance Plan
- Further strengthen the Donor coordination mechanism to identify areas of potential investments

Questions & Answers



S #	Activities
1	Initiate peace , security and stabilization dialogue engaging political/representative leadership at all levels.
2	Monitoring evaluation and impact assesment (repeated against 3 outputs)
3	Policy recommendations for integration and long term institutionalization
4	Roll out of rural support programmes involving jirgas and CBOs in at least 50% of the FATA and remaining districts of KP region


Non Farm Economic Development – Funded Activities



36

S #	Activities
1	Establishment of Investment Facilitation Unit
2	Skill building of Youth
3	Capacity building of labor market stakeholders
4	Establish grant scheme for firm renovation, replacement & upgrading

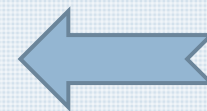
Infrastructure – Funded Activities



37

S #	Activities
1	Network expansion to un-electrified areas. Per capita annual electricity consumption increased to 388 KWH in FATA
2	Payment of subsidies by government to cover the cost of supply
3	PMU/PIU Established FATA Decentralized quality assurance systems approved. Hiring & procurement began
4	270 km in FATA and substantially completed FATA
5	Routine maintenance FATA
6	T&D Network Expansion. Augmentation and expansion of network in the form of transmission lines and grid stations
7	Village Electrification
8	CCB/CBOs/VDOs identification & selection of roads completed Steel/RCC Bridges Detail assessment completed and projects selected Consultancy Cost
9	Works under progress FATA=256 km, suspension bridges completed FATA/FR=\$20.38m, Steel/RCC Bridges FATA/FR=\$10.62m, Consultancy FATA/FR=\$0.85m
10	1,464 schemes costing \$6.3 M implemented in FATA - 117 schemes costing \$0.4 M implemented in FR
11	6,587 schemes costing \$31.9 M implemented in FATA
12	526 schemes costing \$2.0 M implemented in FR
13	Schemes costing 6.3 US\$M implanted in FATA -Schemes costing 0.7 US\$M implanted in FR - Consulting Services carried out in FATA


Natural Resource Based Sectors – Funded Activities



38

S #	Activities
1	Repair and rehabilitation of damaged facilities related to: livestock, crops, irrigation, flood control, and forestry and rangeland
2	Training and capacity building of key government institutions in livestock; crops; and forestry and rangeland
3	Supporting recovery of livestock through: restocking; provision of feed and fodder; repair of animal shelters and poultry/dairy farms; vaccinations
4	Supporting recovery of crops through: distribution of seeds, fertilizer, tools and implements; provision of tree seedlings; repair of post harvest/storage facilities
5	Repair of damaged public irrigation and flood control schemes
6	Reforestation and rehabilitation of forest and rangelands.
7	Support to community mobilization and group formation
8	Promotion of Livelihoods through: service provision; technical support; facilitation for access to microfinance services and market; matching grants
9	Support to strengthening/establishment of farmer organizations
10	Promotion of high value crops through: introduction of new technology, improvement of market information
11	Agriculture based enterprise development
12	Review of Agricultural policies
13	Training in management of community organizations

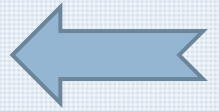
Education Sector – Funded Activities



39

S #	Activities
1	Support (NCHD, EEF) in preparing to expand adult literacy centers in KPFATA.
2	Capacity enhancement of NFE providers (particularly planning & logistics)
3	Create PTCs in FATA and PATA schools
4	Implement financial support system for needy children to attend school beyond primary
5	Revise EMIS to accommodate literacy data
6	Design a program of financial aid to needy families to send a child to TVET
7	Establish demonstration TVET schools
8	Reconstruction & rehab. of TVET facilities
9	Reconstruction & Rehab. of damaged schools
10	Implement scheme to motivate teachers to return to work, especially targeting women
11	Implement a scheme to motivate students to return to school in areas where they are not
12	Begin census of nonregistered and mosque schools

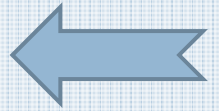
Health Sector – Funded Activities



40

S #	Activities
1	Training provided to TBAs and Tribal/Family Birth attendants and provided clean delivery kits
2	Damaged health facilities reconstructed and refurbished
3	Commission newly constructed facilities
4	Develop health promotion messages for FM radios
5	Conduct mothers and child health days at girls schools
6	Train FM channels female anchors in live reporting health events e.g..mother child days
7	NGO hired to design and implement child to child program
8	Vouchers for transport acquired
9	Specialist care made available in AHQH

Strategic Communication – Funded Activities



41

S #	Activities
1	Community public dialogue sessions for men, women and youth held on rule of law, Governance, health, education, on and off farm etc
2	Infrastructural capacity of press clubs (facilities, technical equipment, especially internet) built
3	Support to media organizations to produce locally relevant programming in Pashto
4	Communication/office infrastructure improvements
5	Training GoP communication officers, political representatives, party spokespeople in role of Communication and communication skills
6	Counter Radicalization and peace issues publicly discussed/messages disseminated